

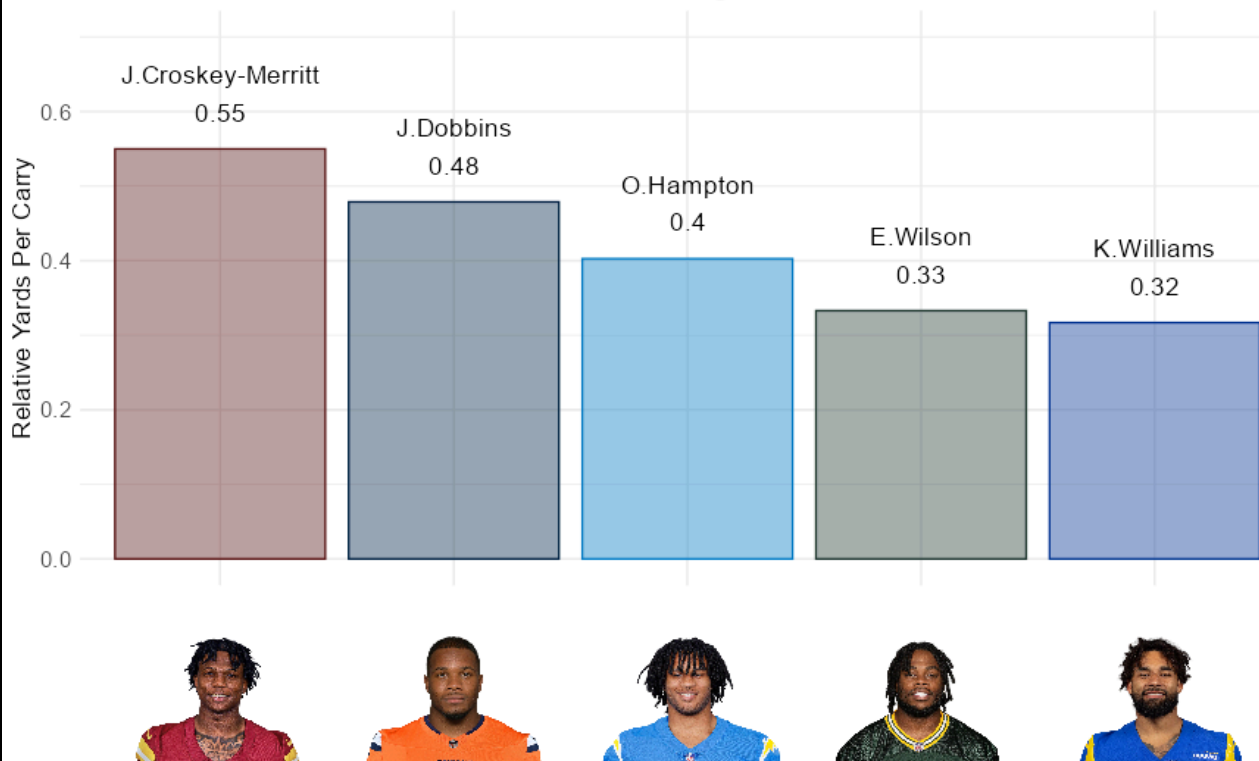
WEEK 4
2025

1ST & DATA

RJ SPORTS
ANALYTICS

RJS MOST CONSISTENT RUSHERS

Top 5 NFL Rushers by Rushing Consistency (RE Yards)
Week 4 2025 Regular Season



Data via @nflfastR | Visualization by @nflplotR

RELATIVE YARDS PER CARRY (RYPC) SHOWS HOW MUCH BETTER (OR WORSE) A PLAYER RUNS COMPARED TO THE LEAGUE, WHILE ALSO FACTORING IN HOW CONSISTENT THEY ARE WEEK TO WEEK.

👉 HIGHER = MORE YARDS AND MORE RELIABLE.

RJS RUSHER HIGHLIGHTS

EXPLOSIVE RUNNER OF THE WEEK



JUSTICE HILL
BALTIMORE RAVENS

STAT:

71 YARD TD RUN IN Q4 VS KC

WORKHORSE OF THE WEEK

CAM SKATTEBO
NEW YORK GIANTS

STAT:

25 CARRIES FOR 79 YARDS

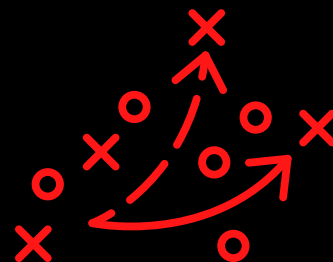


"MORE WITH LESS"
PLAYER OF THE WEEK

JUSTICE HILL
BALTIMORE RAVENS

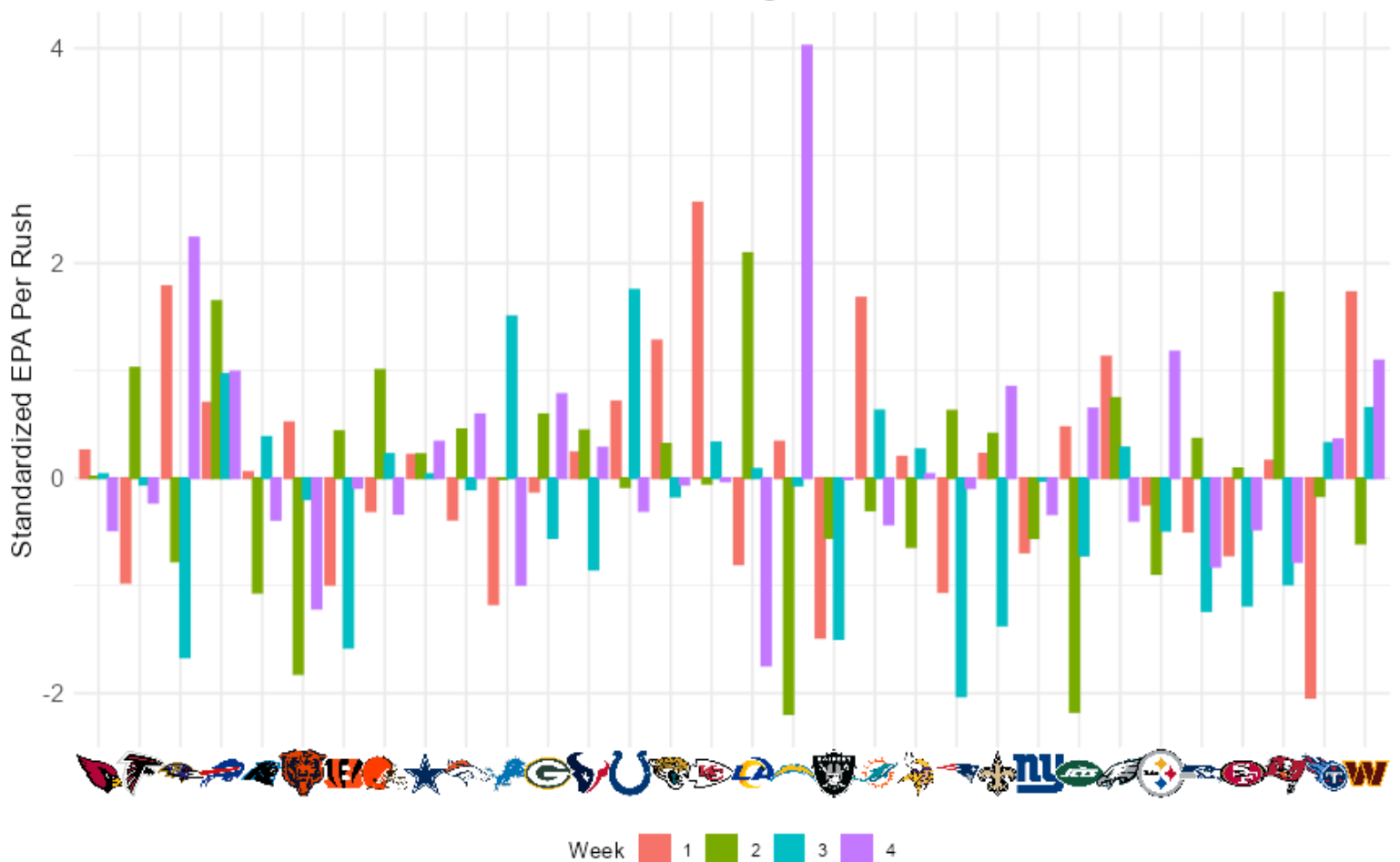
STAT:

2.09 EPA PER CARRY



RJS TEAM EPA PER RUSHING ATTEMPT PER WEEK

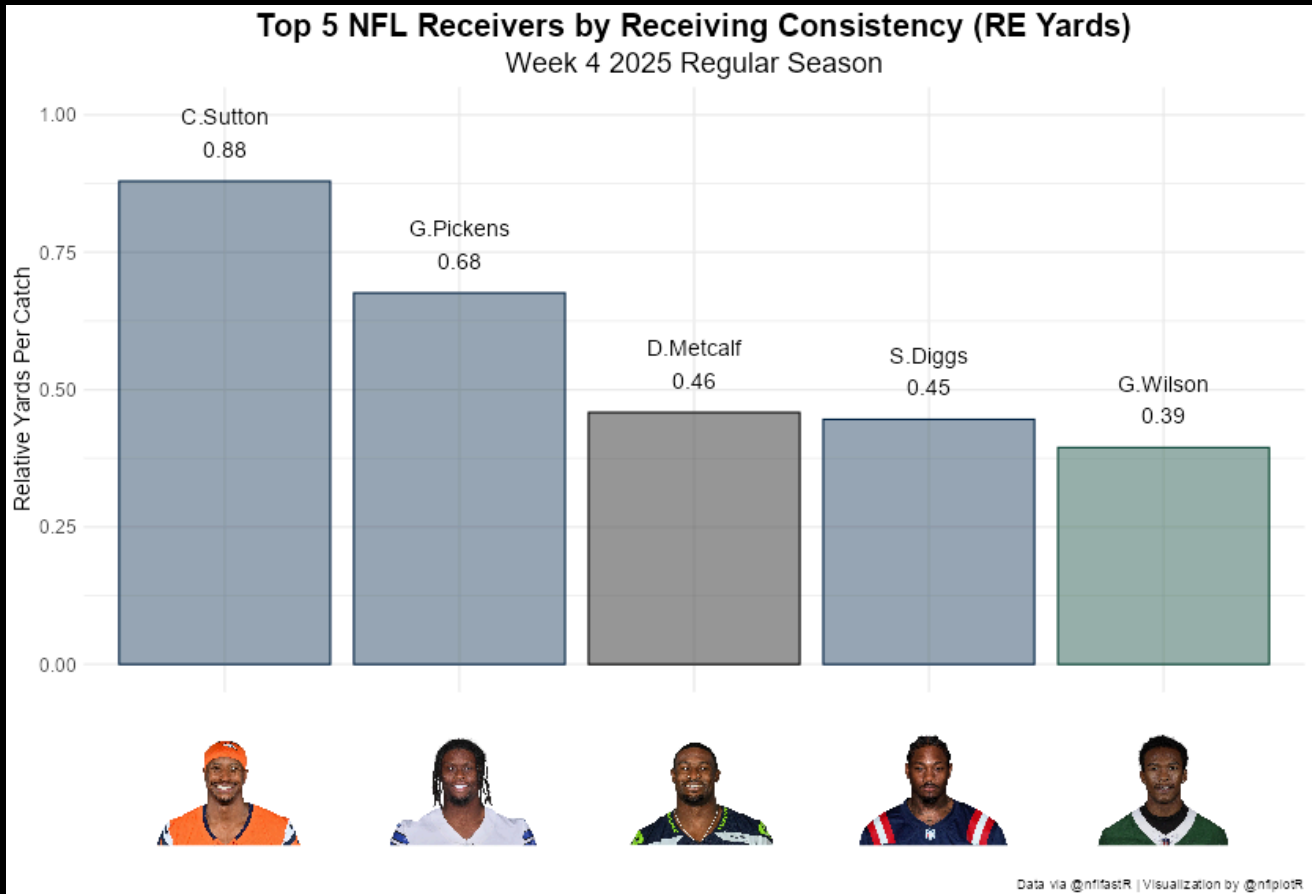
NFL Teams' Mean EPA Per Rush by Week
Week 4 2025 Regular Season



THE CHARGERS AND RAVENS HAD BIG IMPROVEMENTS IN EPA FROM WEEK 3 TO 4 (CHECK OUT BUFFALO, TOO!!).


TAMPA BAY AND NEW ENGLAND HAVE STRUGGLED ON THE GROUND THE LAST TWO WEEKS.

RJS MOST CONSISTENT RECEIVERS



RELATIVE YARDS PER CATCH (RYPCA) MEASURES HOW MUCH A RECEIVER'S YARDS PER CATCH STACK UP AGAINST THE LEAGUE AVERAGE, ADJUSTED FOR CONSISTENCY.

👉 **HIGHER = BIGGER GAINS AND STEADIER PRODUCTION.**



RJS RECEIVER HIGHLIGHTS

EXPLOSIVE RECEIVER OF THE WEEK



BIJAN ROBINSON
ATLANTA FALCONS

STAT:

67 YAC IN QB VS WAS

WORKHORSE OF THE WEEK

PUKA NACUA
LOS ANGELES RAMS

STAT:

13 CATCHES FOR 170 YARDS

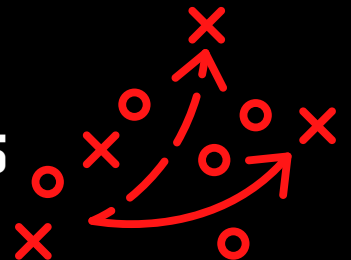


"MORE WITH LESS"
PLAYER OF THE WEEK

HUNTER HENRY
NEW ENGLAND PATRIOTS

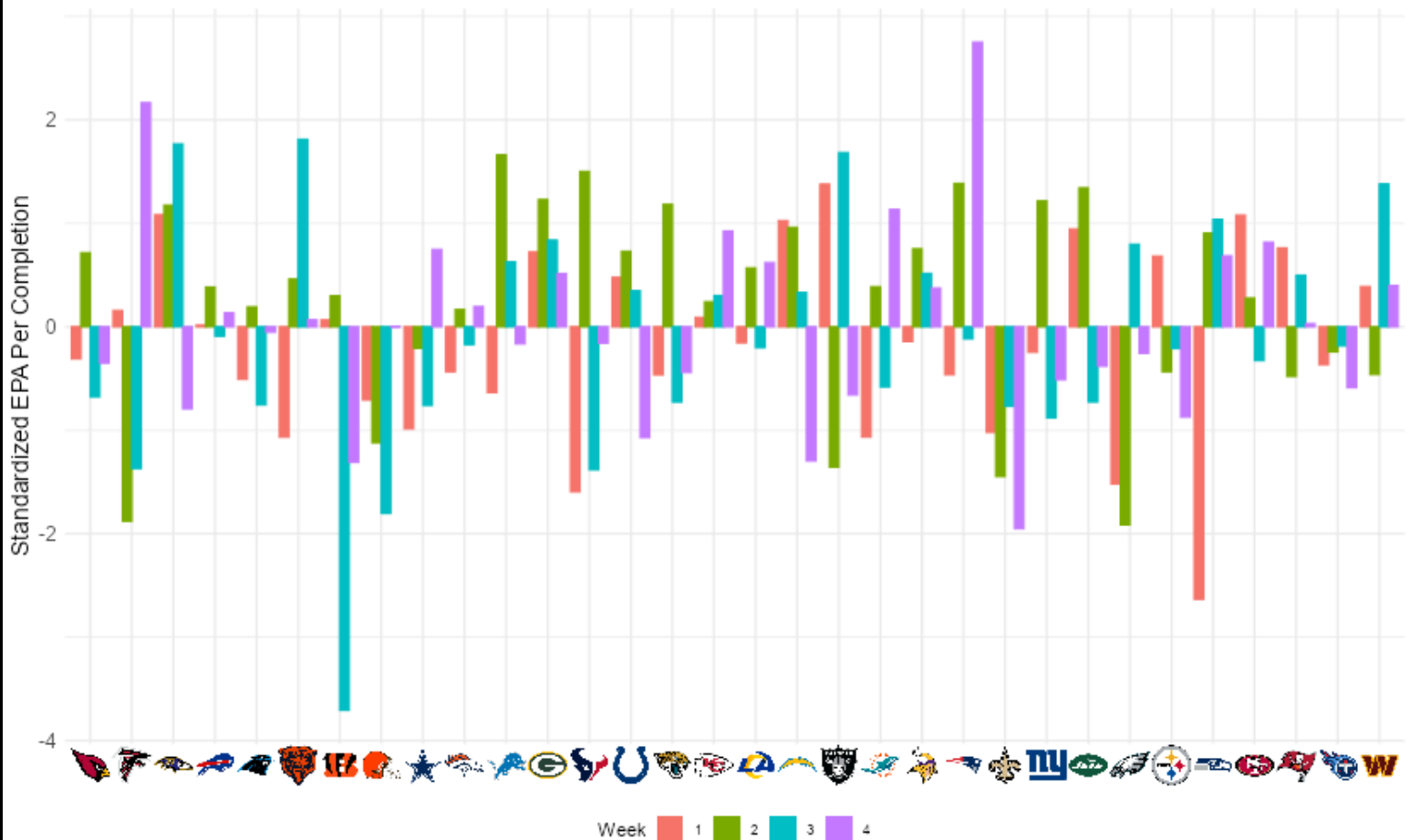
STAT:

2.80 EPA PER CATCH



RJS TEAM EPA PER COMPLETION PER WEEK

NFL Teams' Mean EPA Per Completion by Week
Week 4 2025 Regular Season



SEATTLE, ATLANTA, AND NEW ENGLAND ARE ALL TRENDING IN THE POSITIVE DIRECTION (WASHINGTON HAS BEEN SHOCKINGLY GOOD WITH THEIR BACKUP!).

CINCY, CLEVELAND, AND HOUSTON ARE ALL TRENDING DOWN (NEW ORLEANS IS ALSO ON WOOF ALERT).